

**Turner Centre  
Standard Perch & Bridge Plot**

NOTE: No gels are included in the standard rig.  
All care has been taken in producing this diagram however no  
responsibility is taken for its accuracy.  
It is presented for information only.  
Copyright © 2012 by Turner Centre.

Version 2.5 – 16 Feb 2012

Channel No.  
**77**  
Wayline No.  
**66**

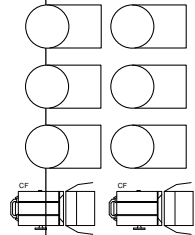
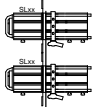
Channel No.  
**78**  
Wayline No.  
**67**

Channel No.  
**81**  
Wayline No.  
**76**

Channel No.  
**82**  
Wayline No.  
**77**

Channel No.  
**83**  
Wayline No.  
**78**

Channel No.  
**84**  
Wayline No.  
**79**



Op Perch

Channel No.  
**77**  
Wayline No.  
**61**

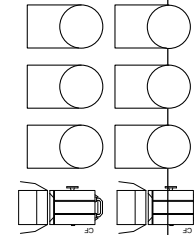
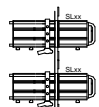
Channel No.  
**78**  
Wayline No.  
**62**

Channel No.  
**85**  
Wayline No.  
**71**

Channel No.  
**86**  
Wayline No.  
**72**

Channel No.  
**87**  
Wayline No.  
**73**

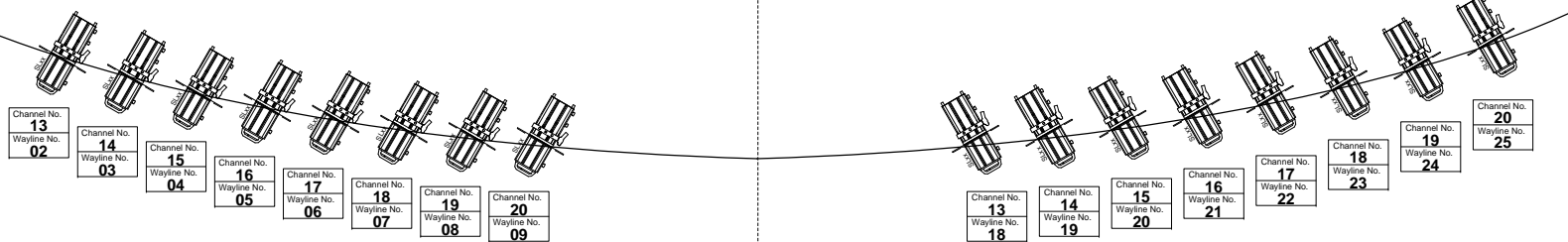
Channel No.  
**88**  
Wayline No.  
**74**



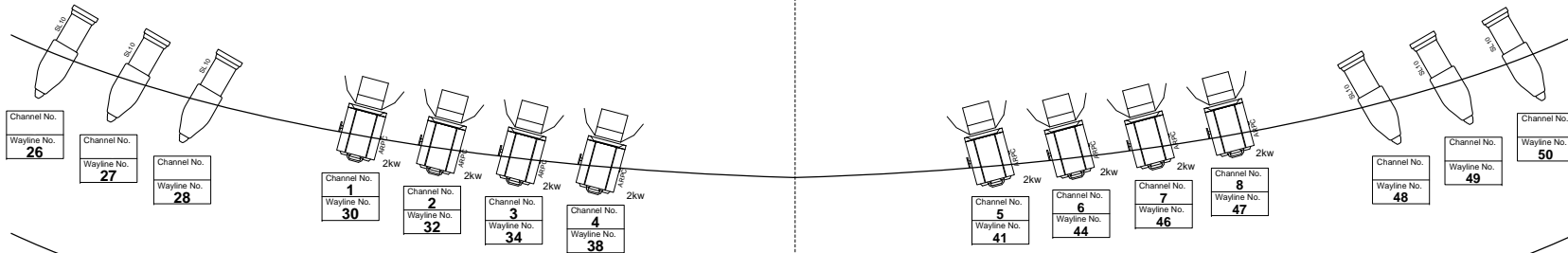
Prompt Perch

STAGE

Bridge One



Bridge Two



Gallery Bar

**WARNING: Warm up Channels 1 - 8 for a few minutes to limit inrush current. Dimmer 1 may trip if you do not.**

**Turner Centre  
Standard Perch & Bridge Plot**

NOTE: No gels are included in the standard rig.  
All care has been taken in producing this diagram however no responsibility is taken for its accuracy.  
It is presented for information only.  
Copyright © 2012 by Turner Centre.

Version 2.5 - 16 Feb 2012

